

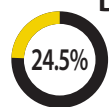


REDUCE POVERTY

1.9% OF UKRAINIANS ARE CONSIDERED POOR BY THE ABSOLUTE POVERTY RATE. IN 2000 THIS WAS **11.9%** (PEOPLE WHO LIVE ON LESS THEN US\$5 PER DAY BY PURCHASING POWER PARITY)

SINCE 2000, **POVERTY** BY ACTUAL SUBSISTENCE MINIMUM HAS BEEN **REDUCED BY TWO THIRDS** FROM **71.2%** IN 2000 TO **22.1%** IN 2013

ABOUT **ONE QUARTER OF UKRAINIANS** LIVE AT OR **BELOW** THE NATIONAL **POVERTY LINE** (IN 2013 – UAH1187 PER MONTH)



32.6% EVERY THIRD FAMILY WITH CHILDREN IS POOR
20.0% EVERY FIFTH WORKING PERSON IS POOR

1

MILLENNIUM DEVELOPMENT GOALS UKRAINE – 2014



ENSURE QUALITY LIFELONG EDUCATION

99.6% OF CHILDREN OF SECONDARY-SCHOOL AGE ARE ENROLLED IN **FULL-TIME EDUCATION**

INTERNET IS AVAILABLE IN **81.6%** OF SCHOOLS

2



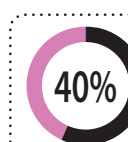
CHILDREN ENROLLED IN PRE-SCHOOL EDUCATION



HALF OF YOUNG PEOPLE (46.1%) ARE ENROLLED IN **HIGHER EDUCATION**

BETWEEN **2000** AND **2013** **THE MATERNAL MORTALITY RATE** IN UKRAINE **HALVED**, DROPPING FROM **24.7** TO **13.5** DEATHS PER 100,000 LIVE BIRTHS

IMPROVE MATERNAL HEALTH



40% OF UKRAINE'S ADULT POPULATION (INCLUDING WOMEN OF REPRODUCTIVE AGE) HAS AT LEAST **ONE CHRONIC DISEASE**



90% OF WOMEN UNDERGO **REGULAR MEDICAL EXAMINATIONS** IN EARLY STAGES OF PREGNANCY

5

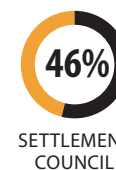
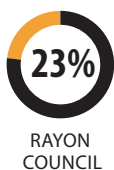


PROMOTE GENDER EQUALITY

WOMEN IN COUNCILS

IN 2013, **42 WOMEN** AMONG **450 MEMBERS** OF THE UKRAINIAN PARLIAMENT (**9.4%**)

3



THE AVERAGE WAGE GAP BETWEEN MEN AND WOMEN IS **23%**

IN 2012, FOR THE FIRST TIME EVER, THE NUMBER OF NEW HIV CASES REDUCED BY **1.6%**, **BUT IN 2013 IT INCREASED BY 4.6%**

REDUCE AND SLOW DOWN THE SPREAD OF HIV/AIDS AND TUBERCULOSIS AND INITIATE A TREND TO DECREASE THEIR SCALES



THE INCIDENCE OF TUBERCULOSIS IN 2013 HAD DECREASED BY **20%** COMPARED TO 2005 FROM **84.4** TO **67.9** CASES PER 100,000 POPULATION

THERE ARE **245,000 HIV-POSITIVE** PEOPLE IN UKRAINE

THE MOTHER-TO-CHILD HIV TRANSMISSION RATE **FELL BY 85%** FROM **27.8%** IN 2001 TO **3.73%** IN 2011

6



REDUCE CHILD MORTALITY

BETWEEN **1995** AND **2013** **THE CHILD MORTALITY RATE** (UP TO ONE YEAR OF AGE) ALMOST **HALVED**, **14.7** DROPPING FROM **14.7** TO **8.0** DEATHS PER 1000 LIVE BIRTHS

THE MORTALITY RATE AMONG CHILDREN OF UP TO FIVE YEARS OF AGE DECREASED FROM **16.0** IN 2000 TO **9.4** IN 2013

4

DUE TO HUMAN ACTIVITY, ABOUT **70%** OF SURFACE WATER AND A LARGE SHARE OF THE GROUNDWATER RESOURCES **ARE NO LONGER A SOURCE OF SAFE DRINKING WATER**

ENSURE ENVIRONMENTAL SUSTAINABILITY



4.3 MILLION TONNES OF POLLUTANTS WERE RELEASED INTO THE AIR IN UKRAINE IN 2013

2.4 MILLION TONNES OF EMISSIONS ARE FROM **TRANSPORTATION AND PRODUCTION** **90.5%** ARE EMISSIONS FROM AUTOMOBILES

7